



**FOR  
LEASE**

# 72,000 SF

**415-425 RESEARCH DRIVE, PARCEL 38  
CENTERPOINT COMMERCE & TRADE PARK EAST  
PITSTON TOWNSHIP (PITSTON), PA**

.....

**INDUSTRIAL**

**10-YEAR, 100% REAL  
ESTATE TAX ABATEMENT  
ON IMPROVEMENTS**



DECEMBER 2024 CONSTRUCTION PROGRESS



**CENTERPOINT EAST TAX-ABATED BUILDING NEAR I-81 AND I-476**

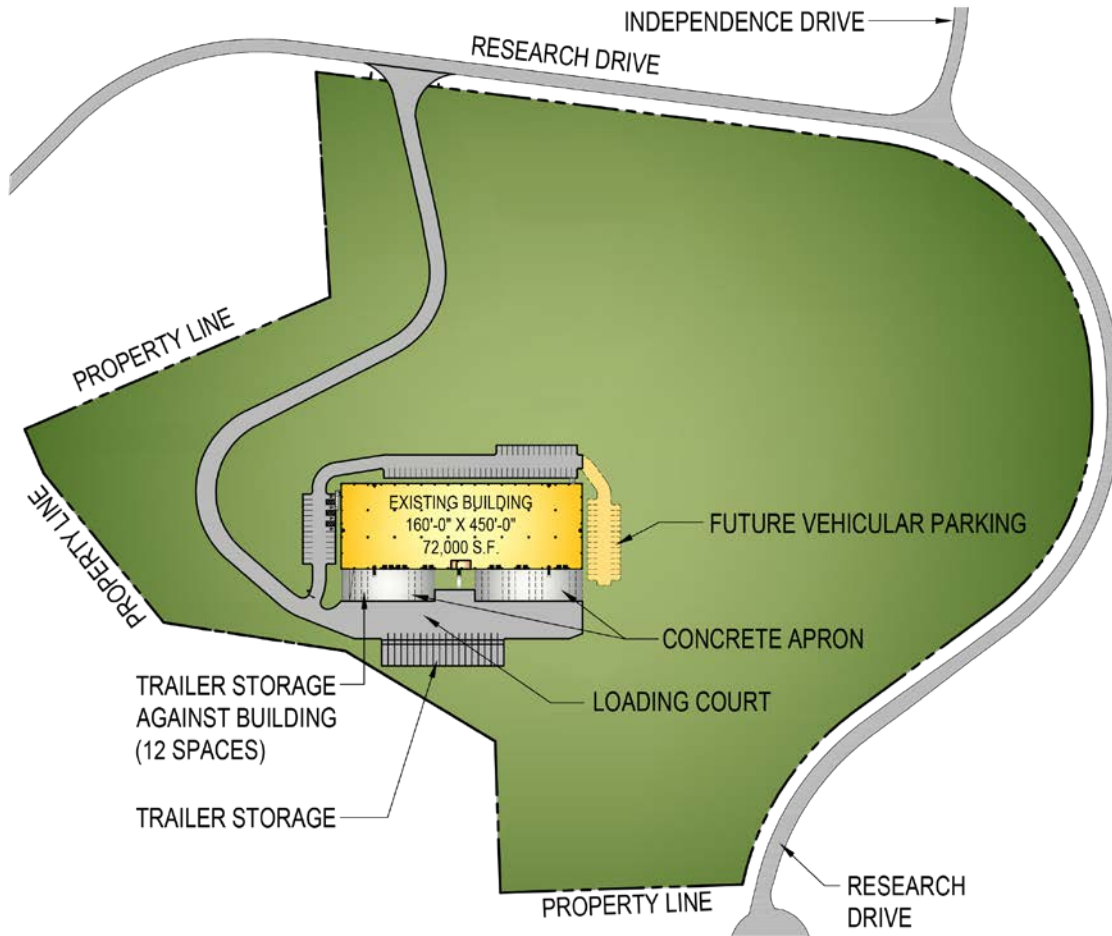
**mericle.com**  **570.823.1100**



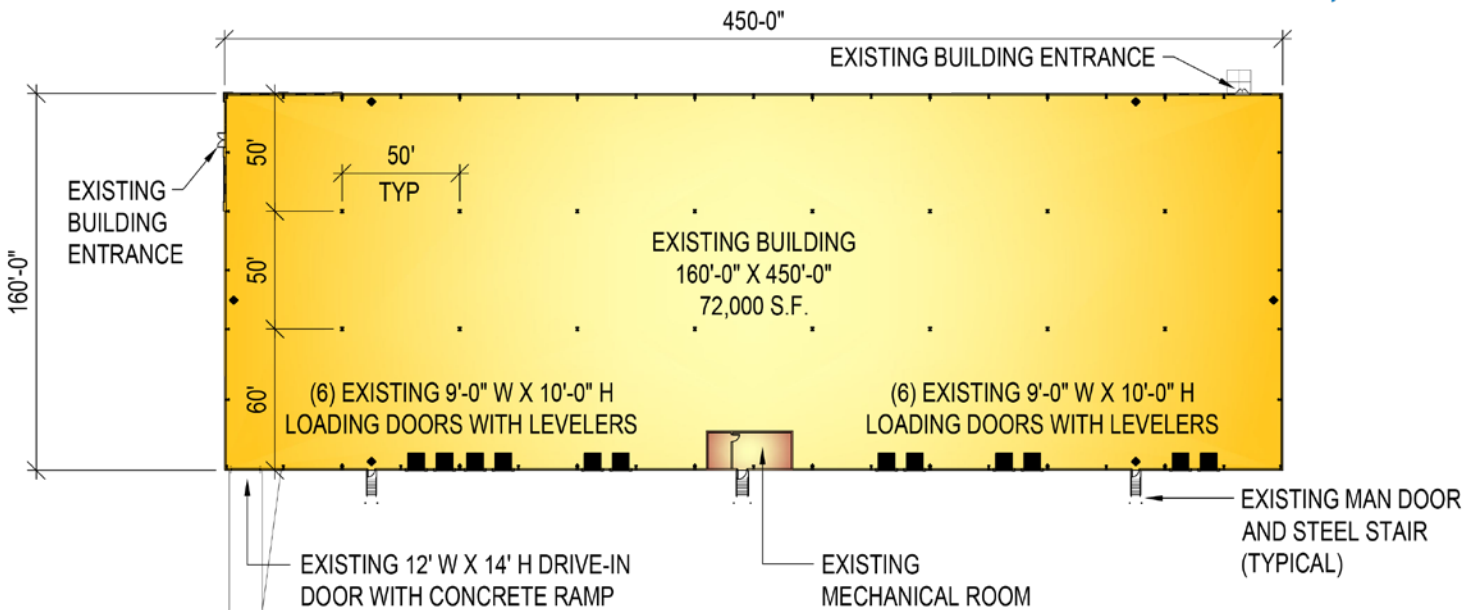
# PLANS

Information shown is purported to be from reliable sources. No representation is made to the accuracy thereof, and is submitted subject to errors, omissions, prior sale/lease, withdrawal notice, or other conditions.

## SITE PLAN



## FLOOR PLAN



FOR LEASE

415-425 RESEARCH DRIVE, PITTSBURGH TOWNSHIP, PA

mericle.com | mericlereadytogo.com

# SPECS

Information shown is purported to be from reliable sources. No representation is made to the accuracy thereof, and is submitted subject to errors, omissions, prior sale/lease, withdrawal notice, or other conditions.

## SIZE

- ▶ **AVAILABLE SPACE:** 72,000 SF
- ▶ **ACREAGE:** 42.70 acres
- ▶ **BUILDING DIMENSIONS:** 160'(w) X 450'(l)
- ▶ Tenant space availability ranges from approx. 16,137 SF to Total Building Square Footage.

## BUILDING CONSTRUCTION

- ▶ **FLOOR:** 6" thick concrete floor slab, reinforced w/welded steel mats. Floor shall be treated with *SpecChem* silicate sealer/densifier and *E-Cure* curing compound.
- ▶ **ROOF:** *Butler Manufacturing*, MR-24 standing seam.
- ▶ **EXTERIOR WALLS:** Architectural masonry, aluminum/glazing entrance systems and metal wall panels with insulation.
- ▶ **CLEAR CEILING HEIGHT:** Average structural clear height of approximately 35'-4".
- ▶ **COLUMN SPACING:** 50'-0" x 50'-0" bay spacing with a 60'-0" deep staging bay.
- ▶ The building shall be provided with 3'-0" high x 6'-0" wide clerestory windows.

## LOADING

- ▶ Single-sided loading.
- ▶ **DOCK EQUIPMENT:** Twelve (12) 9'-0" x 10'-0" vertical lift dock doors with vision kits by *Haas Door* or equal with 40,000 LB capacity mechanical levelers with bumpers by *Rite-Hite* or equal. Future/potential dock doors are available.

- ▶ **DRIVE-IN DOORS:** One (1) 12'-0" x 14'-0" vertical-lift drive-in door by *Haas Door* or equal and reinforced concrete ramp.

## UTILITIES

- ▶ **WAREHOUSE HEATING:** Energy-efficient, roof mounted Cambridge direct-fire units.
- ▶ **WAREHOUSE LIGHTING:** Energy-efficient LED fixtures.
- ▶ **ELECTRICAL:** Power available up to multiples of 4,000 Amps.
- ▶ **FIRE PROTECTION:** Early suppression fast response (ESFR) wet sprinkler system.
- ▶ **ELECTRICAL POWER:** Available up to multiples of 4,000 Amps.
- ▶ **UTILITIES:** All utilities shall be separately metered

## PARKING

- ▶ On-site parking for approximately (74) vehicles with future parking for up to (29) vehicles.
- ▶ On-site trailer storage for approximately (19) trailers with 8' wide concrete dolly pad and approximately (12) trailers against the building.
- ▶ 8" thick x 60' deep, reinforced concrete dock apron at loading dock with an approximate 190' total loading court depth.
- ▶ Asphalt paving, including heavy duty pave at truck areas and light duty pave in vehicle parking areas.

## SITE FEATURES

- ▶ Professionally prepared & maintained landscaping.



### LABOR DRAW

More than 700,000 people live within 30 miles, and more than 51 million people live within 200 miles of CenterPoint Commerce & Trade Park.

This 72,000 square foot industrial building is centrally located within the Scranton/Wilkes-Barre labor market. Chewy.com, Isuzu, Lowe's, Neiman Marcus, The Home Depot, and more have major fulfillment centers in CenterPoint Commerce & Trade Park.



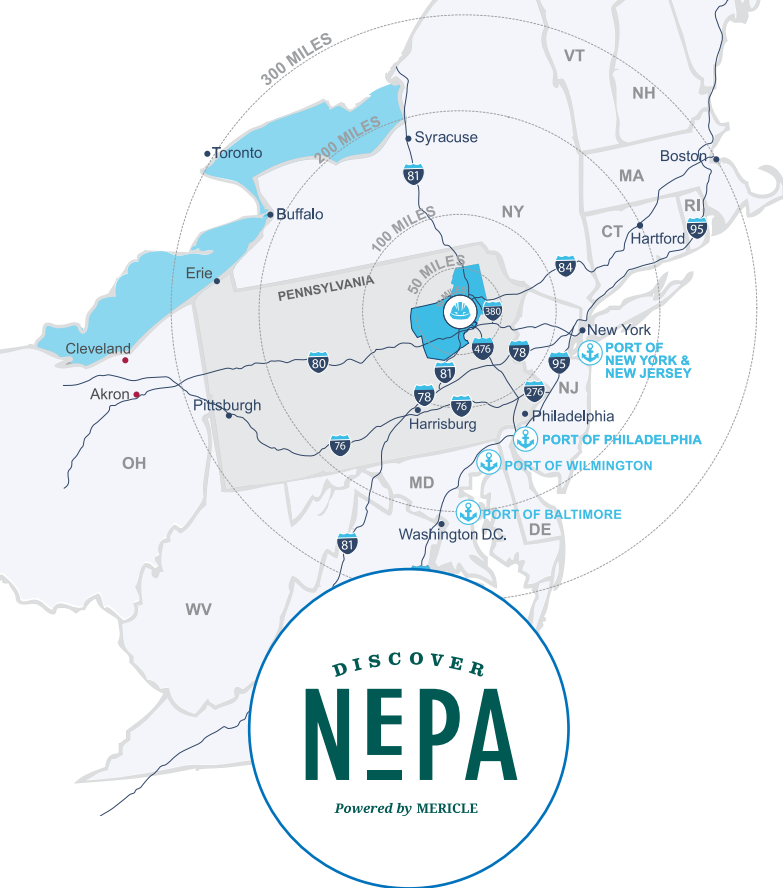
### TAX SAVINGS

Every building constructed in CenterPoint receives a 10-year, 100% real estate tax abatement on improvements via the *LERTA* program.

FOR LEASE

415-425 RESEARCH DRIVE, PITTSBURGH, PA

mericle.com | mericlereadytogo.com



Northeastern Pennsylvania (NEPA) is close to big cities, but features affordable living, safe neighborhoods, access to recreation, and the opportunity to be heard and make a difference.

Check out **DiscoverNEPA.com** (search "Pittston") for events, shopping, dining, and many, many things to do!

**Mericle is Northeastern Pennsylvania proud.**

# CENTRALLY LOCATED ON NORTHEASTERN PENNSYLVANIA'S I-81 CORRIDOR



**DEEP  
WATER  
PORTS**

PORT	MI AWAY
Philadelphia, PA	120
New York/New Jersey	121
Wilmington, DE	132
Baltimore, MD	191



**TRAVEL  
DISTANCES**

CITY	MI AWAY
Delaware Water Gap, PA	57
Allentown, PA	67
Morristown, NJ	96
Philadelphia, PA	113
Harrisburg, PA	116
Port of Newark, NJ	126
New York, NY	128
Syracuse, NY	152
Baltimore, MD	194
Hartford, CT	198
Washington DC	237
Pittsburgh, PA	290
Boston, MA	301



415-425 RESEARCH DRIVE  
CENTERPOINT  
COMMERCE & TRADE  
PARK EAST  
PITTSSTON TOWNSHIP, PA



Mericle, a Butler Builder®, is proud to be part of a network of building professionals dedicated to providing you the best construction for your needs.

**BOB BESECKER, Vice President**  
bbesecker@mericle.com

**JIM HILSHER, Vice President**  
jhilsher@mericle.com

**BILL JONES, Vice President**  
bjones@mericle.com

To learn more, please call one of us at 570.823.1100 to request a proposal and/or arrange a tour.

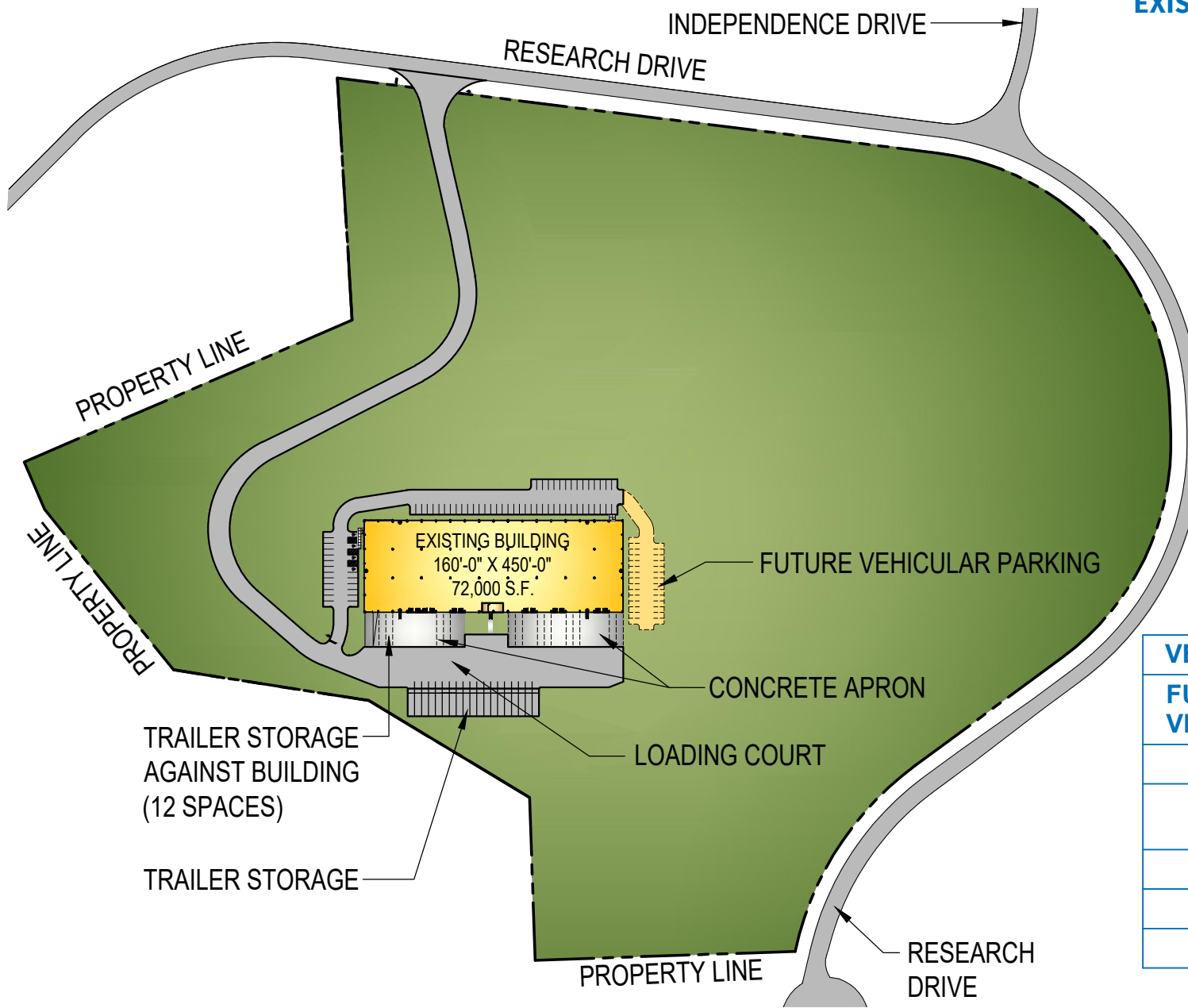
mericle.com  570.823.1100



# CONCEPTUAL SITE PLAN

**EXISTING 72,000 S.F. BUILDING**

**PARCEL #38  
415-425 RESEARCH DRIVE  
CENTERPOINT COMMERCE  
AND TRADE PARK - EAST  
PHASE IIB  
PITTSTON TOWNSHIP  
PITTSTON, PA 18640**



<b>VEHICULAR PARKING</b>	<b>74</b>
<b>FUTURE VEHICULAR PARKING</b>	<b>29</b>
<b>TRAILER STORAGE</b>	<b>19</b>
<b>TRAILER STORAGE AGAINST BUILDING</b>	<b>12</b>
<b>DOCK DOORS</b>	<b>12</b>
<b>DRIVE-IN DOOR</b>	<b>1</b>
<b>ACREAGE</b>	<b>42.70</b>

These plans have been prepared solely for marketing purposes for the exclusive use of -- Mericle Commercial Real Estate Services

Q:\Shared\Properties\CPE IIB\425 Research (38) (J2684)\Base Bldg. (J2684)\2684\mdc\DWG-SPEC\mktg\MRKT2684-PARCEL 38 (092724).dwg LD

570.823.1100



mericle.com



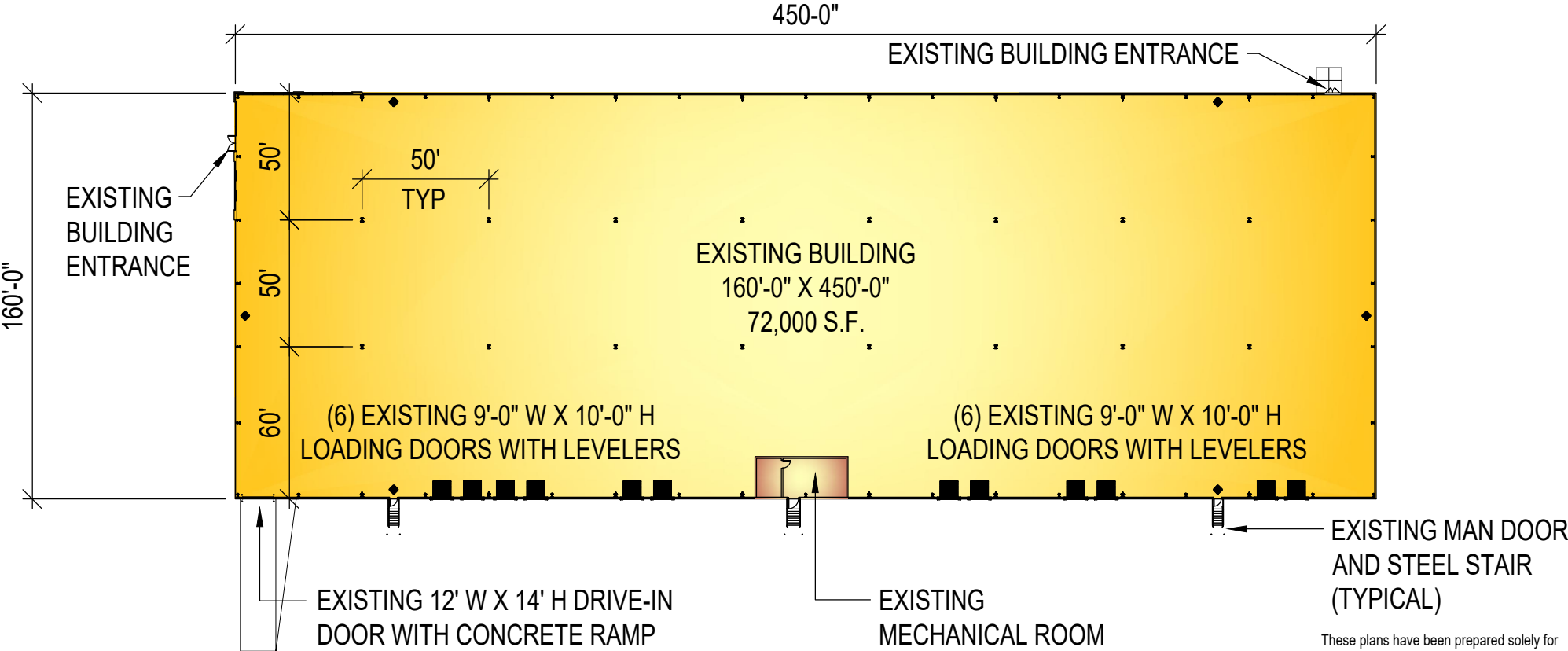
East Mountain Corporate Center  
100 Baltimore Drive, Wilkes-Barre, PA 18702

WE BUILD BUILDINGS.  
WE BUILD CAREERS.  
WE BUILD COMMUNITIES.

# CONCEPTUAL BUILDING PLAN

EXISTING 72,000 S.F. BUILDING

**PARCEL #38**  
**415-425 RESEARCH DRIVE**  
**CENTERPOINT COMMERCE**  
**AND TRADE PARK - EAST**  
**PHASE IIB**  
**PITTSTON TOWNSHIP**  
**PITTSTON, PA 18640**



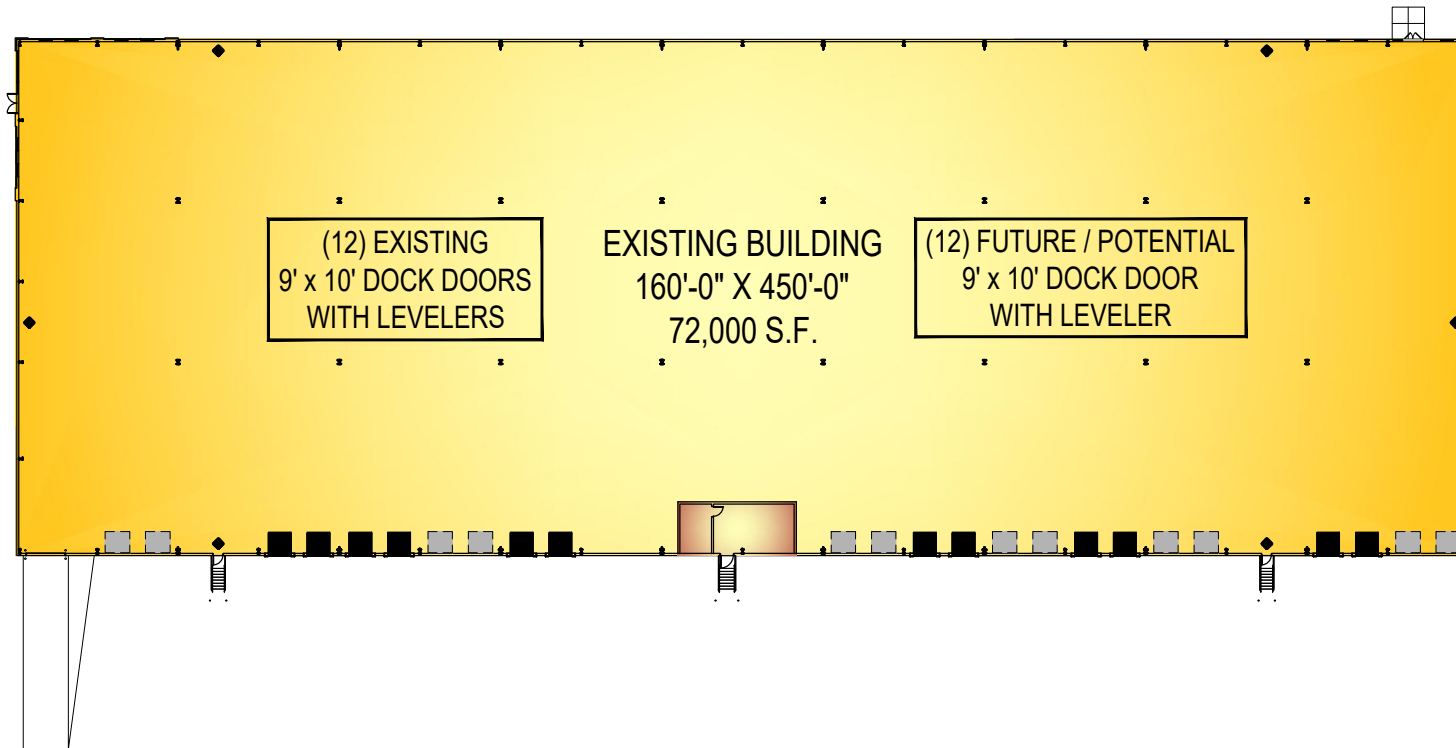
These plans have been prepared solely for marketing purposes for the exclusive use of -- Mericle Commercial Real Estate Services

Q:\Shared\Properties\CPE IIB\425 Research (38) (J2684)\Base Bldg. (J2684)\2684\mcd\DWG-SPEC\mktg\MRKT2684-PARCEL 38 (092724).dwg LD

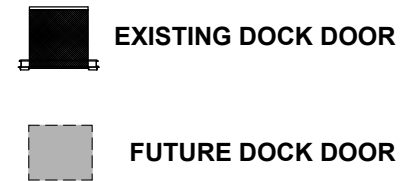
# CONCEPTUAL FUTURE DOCKS

EXISTING 72,000 S.F. BUILDING

**PARCEL #38**  
**415-425 RESEARCH DRIVE**  
**CENTERPOINT COMMERCE**  
**AND TRADE PARK - EAST**  
**PHASE IIB**  
**PITTSTON TOWNSHIP**  
**PITTSTON, PA 18640**



EXISTING BUILDING	
EXISTING DOCK DOORS	12
FUTURE DOCK DOORS	12



These plans have been prepared solely for marketing purposes for the exclusive use of -- Mericle Commercial Real Estate Services

Q:\Shared\Properties\CPE IIB\425 Research (38) (J2684)\Base Bldg. (J2684)\2684\mdc\DWG-SPEC\mktg\MRKT2684-PARCEL 38 (092724).dwg LD

570.823.1100



mericle.com



East Mountain Corporate Center  
 100 Baltimore Drive, Wilkes-Barre, PA 18702

WE BUILD BUILDINGS.  
 WE BUILD CAREERS.  
 WE BUILD COMMUNITIES.



**FOR  
LEASE**

# 72,000 SF

**CONSTRUCTION  
PROGRESS  
DECEMBER 2024**

**415-425 RESEARCH DRIVE, PARCEL 38  
CENTERPOINT COMMERCE & TRADE PARK EAST  
PITSTON TOWNSHIP (PITSTON), PA**

.....

**PHOTO  
COLLAGE**



**FOR LEASE**

**415-425 RESEARCH DRIVE, PITSTON TOWNSHIP, PA**

[mericle.com](https://www.mericle.com) | [mericleredytogo.com](https://www.mericleredytogo.com)





Mericle, a Butler Builder®, is proud to be part of a network of building professionals dedicated to providing you the best construction for your needs.

**BOB BESECKER, Vice President**  
bbesecker@mericle.com

**JIM HILSHER, Vice President**  
jhilsher@mericle.com

**BILL JONES, Vice President**  
bjones@mericle.com

To learn more, please call one of us at 570.823.1100 to request a proposal and/or arrange a tour.

mericle.com  570.823.1100

